





Biotek is a global medical device company with a strong focus on new product development in the most advanced orthopedic sector: SPORTS MEDICINE

Biotek continues to experience unprecedented growth and demand for our products throughout the world; we currently have presence in all six continents around the world. However, Biotek remains a privately held company with a family business culture committed to delivering uncompromising quality to the health care professionals who use our products, and ultimately, the millions of patients whose lives we impact.

year founded
2003



40+
countries
our products are
used in




100+
Sales partners
globally



BUTTONFIX®

Fixation Button with
Adjustable Loop

KNEE
SPORTS MEDICINE



BUTTONFIX® Fixation Button with Adjustable Loop

- One of the strongest adjustable suspensory fixation devices for cruciate reconstruction.
- Adjustable sutures enable calibrating the loop to its optimum size.
- Flipping and pulling suture enables the surgeon to feel the flip perfectly.
- Two handed operation ensures proper reduction and counter tensioning.
- Graft support frame provides larger surface contact with graft and also protects it from damage.
- Tensile Strength of BUTTONFIX® is 1300 N.

ORDERING INFORMATION

BAK-7195 BUTTONFIX Fixation Button with Adjustable Loop

RELATED INSTRUMENTS


BAK-7118 Endoscopic Reamer, Dia. 4.7mm for ONButton CL®, Cannulated



ONBUTTON CL[®]

Fixation Button with
Closed Loop

KNEE
SPORTS MEDICINE



ONBUTTON CL[®] Fixation Button with Closed Loop

- **New CL construct**
Continuous loop of suture braid eliminates the need for knot tying and allows for a larger portion of graft to reside in the tunnel.
- **Efficient**
Preloaded with braided sutures (#5 Biofiber[®], white-blue as pulling suture and #5 polyester, green as flipping suture) for added procedure efficiency.
- **Greater strength**
Tested for UTS-Ultimate Tensile Strength. Meets or exceeds 2200N.
- **Clinically Proven**
Supported by over 1,00,000 cases of clinical success across the world.
- Dimensions: 12mm x 3.9mm x 1.5mm.

ORDERING INFORMATION

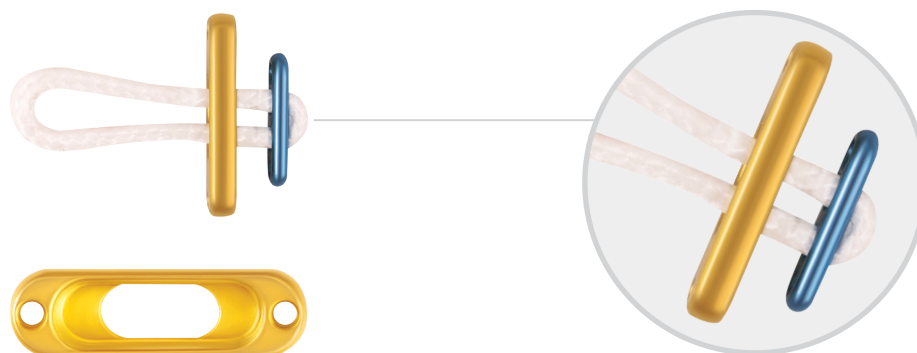
BAK-7001C.12	ONButton CL [®] Fixation Button, loop size 12mm Pulling Fiber: White-Blue, Flipping Fiber: Green
BAK-7001C.15	ONButton CL [®] Fixation Button, loop size 15mm Pulling Fiber: White-Blue, Flipping Fiber: Green
BAK-7001C.20	ONButton CL [®] Fixation Button, loop size 20mm Pulling Fiber: White-Blue, Flipping Fiber: Green
BAK-7001C.25	ONButton CL [®] Fixation Button, loop size 25mm Pulling Fiber: White-Blue, Flipping Fiber: Green
BAK-7001C.30	ONButton CL [®] Fixation Button, loop size 30mm Pulling Fiber: White-Blue, Flipping Fiber: Green
BAK-7001C.35	ONButton CL [®] Fixation Button, loop size 35mm Pulling Fiber: White-Blue, Flipping Fiber: Green
BAK-7001C.40	ONButton CL [®] Fixation Button, loop size 40mm Pulling Fiber: White-Blue, Flipping Fiber: Green

*Available on request

RELATED INSTRUMENTS

BAK-7118	Endoscopic Reamer, Dia. 4.7mm for ONButton CL [®] , Cannulated
BAK-7052	Endoscopic Reamer, Dia. 4.5mm Cannulated





ONButton EX™ Fixation Button

- Fixation device designed to provide extended surface area.
- It can be used in conjunction with Onbutton CL which provides an effective solution for cortical blowouts.
- It also helps overcome intraoperative complications seen in revision cases.
- Dimensions: 18.0mm x 5.5mm x 2.5mm

ORDERING INFORMATION

10093 ON BUTTON®-EX Fixation Button



BIOTWIN™ Interference screw, Bio composite

- Biotwin™ was designed to fulfill two core aims: provide appropriate mechanical properties necessary for ligament reconstruction whilst ensuring a regulated resorption and osteo integration to form architectural bone through hydrolysis.
- 75% PLDLLA & 25% BCP: the ideal ratio between the necessary mechanical resistance for the indication and the faculty to generate bone growth.
- The thread is specific to each screw diameter so as to systematically provide the maximum amount of contact between implant and bone.
- Smooth thread to minimize damage on the ligaments.
- Graduated tapered design to optimize torque.

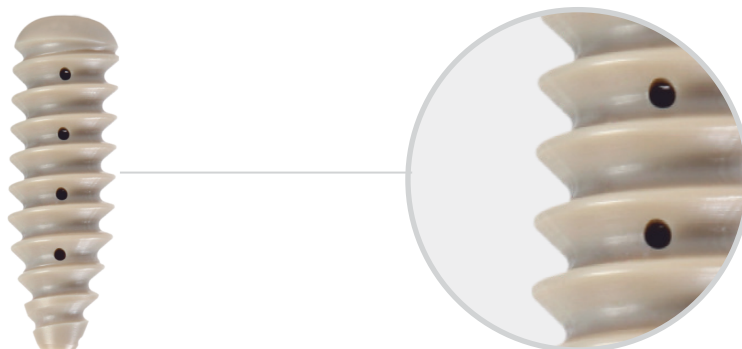
ORDERING INFORMATION

BT11CPVI0720	BIOTWIN™ Composite Interference Screw 7x20mm
BT08CPVI0725	BIOTWIN™ Composite Interference screw 7x25mm
BT08CPVI0730	BIOTWIN™ Composite Interference screw 7x30mm
BT11CPVI0820	BIOTWIN™ Composite Interference screw 8x20mm
BT08CPVI0825	BIOTWIN™ Composite Interference screw 8x25mm
BT08CPVI0830	BIOTWIN™ Composite Interference screw 8x30mm
BT11CPVI0920	BIOTWIN™ Composite Interference screw 9x20mm
BT08CPVI0925	BIOTWIN™ Composite Interference screw 9x25mm
BT08CPVI0930	BIOTWIN™ Composite Interference screw 9x30mm
BT12CPVI1025	BIOTWIN™ Composite Interference screw 10x25mm
BT08CPVI1030	BIOTWIN™ Composite Interference screw 10x30mm
BT15CPVI1135	BIOTWIN™ Composite Interference screw 11x35mm
BT15CPVI1235	BIOTWIN™ Composite Interference screw 12x35mm

RELATED INSTRUMENTS

BAK-7191	Guide Wire for SOFTFIX-PK® Interference Screws Dia. 1.2mm; Len. 300mm (SS)
BAK-7180	Guide Wire for SOFTFIX-PK® Interference Screws Dia. 1.2mm; Len. 300mm (Nitinol)
10120	Screwdriver for Bio-Composite Interference Screws, Cannulated





SOFTFIX-PK® Interference screw, PEEK

- SOFTFIX-PK® Interference screw provides strong mechanical fixation for both bone patellar tendon-bone (BTB) and soft tissue grafts in ACL and PCL reconstruction.
- SOFTFIX-PK® Interference screws feature a thread pattern that allows for a simple surgical technique with minimal tunnel preparation.
- Non-absorbable SOFTFIX-PK® Interference screw incorporates PEEK-VESTAKEEP® polymer from Evonik.
- PEEK-VESTAKEEP material exhibits an ideal combination of strength, stiffness and toughness which surpasses absorbable materials.
- PEEK (Poly-Ether-Ether-Ketone) is a thermoplastic material with excellent biocompatibility and bio stability characteristics as per ASTM F2026.
- SOFTFIX-PK Interference screws offer the revision ability of an absorbable screw.
- PEEK has inherent radiolucent characteristics that have widely gained confidence and acceptance in the medical community.

ORDERING INFORMATION

BAK-7165.23	SOFTFIX-PK® Interference screw, cannulated, roundhead, Dia. 6 .0mm, Len. 23mm
BAK-7166.23	SOFTFIX-PK® Interference screw, cannulated, roundhead, Dia. 7 .0mm, Len. 23mm
BAK-7166.28	SOFTFIX-PK® Interference screw, cannulated, roundhead, Dia. 7 .0mm, Len. 28mm
BAK-7167.23	SOFTFIX-PK® Interference screw, cannulated, roundhead, Dia. 8 .0mm, Len. 23mm
BAK-7167.28	SOFTFIX-PK® Interference screw, cannulated, roundhead, Dia. 8 .0mm, Len. 28mm
BAK-7168.23	SOFTFIX-PK® Interference screw, cannulated, roundhead, Dia. 9 .0mm, Len. 23mm
BAK-7168.28	SOFTFIX-PK® Interference screw, cannulated, roundhead, Dia. 9 .0mm, Len. 28mm
BAK-7168.35	SOFTFIX-PK® Interference screw, cannulated, roundhead, Dia. 9 .0mm, Len. 35mm
BAK-7169.28	SOFTFIX-PK® Interference screw, cannulated, roundhead, Dia. 10 .0mm, Len. 28mm
BAK-7169.35	SOFTFIX-PK® Interference screw, cannulated, roundhead, Dia. 10 .0mm, Len. 35mm
BAK-7170.35	SOFTFIX-PK® Interference screw, cannulated, roundhead, Dia. 11 .0mm, Len. 35mm

RELATED INSTRUMENTS

BAK-7191	Guide Wire for SOFTFIX-PK® Interference Screws, Dia. 1.2mm; Len. 300mm (SS)
BAK-7180	Guide Wire for SOFTFIX-PK® Interference Screws, Dia. 1.2mm; Len. 300mm (Nitinol)
BAK-7161	Screwdriver for SOFTFIX-PK® PEEK Interference Screw, Cannulated





SOFTFIX® Interference screw, Titanium

- Specifically designed for endoscopic femoral fixation where graft protection is needed.
- Polished, fully radiused threads provide maximum graft protection.
- Wide-bore cannulation for easy guide wire insertion and removal.
- The Taper-Tip style offers sharper initiating threads and a more pronounced taper for faster, easier insertion.
- Designed to reduce the possibility of bone plug migration during placement.
- Round head reduces possibility of graft damage during and after implantation.
- Universal screw for either tibial or femoral applications. Standard 4.5mm hex for easy insertion and removal.
- Cannulated for use with a guide wire.
- Material - Titanium alloy.

ORDERING INFORMATION

BAK-7128.20S	SOFTFIX® Interference screw, cannulated, roundhead, Dia. 7.0mm, Len. 20mm
BAK-7128.25S	SOFTFIX® Interference screw, cannulated, roundhead, Dia. 7.0mm, Len. 25mm
BAK-7128.30S	SOFTFIX® Interference screw, cannulated, roundhead, Dia. 7.0mm, Len. 30mm
BAK-7101.20S	SOFTFIX® Interference screw, cannulated, roundhead, Dia. 8.0mm, Len. 20mm
BAK-7101.25S	SOFTFIX® Interference screw, cannulated, roundhead, Dia. 8.0mm, Len. 25mm
BAK-7101.30S	SOFTFIX® Interference screw, cannulated, roundhead, Dia. 8.0mm, Len. 30mm
BAK-7102.25S	SOFTFIX® Interference screw, cannulated, roundhead, Dia. 9.0mm, Len. 25mm
BAK-7102.30S	SOFTFIX® Interference screw, cannulated, roundhead, Dia. 9.0mm, Len. 30mm
BAK-7114.25S	SOFTFIX® Interference screw, cannulated, roundhead, Dia. 10.0mm, Len. 25mm
BAK-7114.30S	SOFTFIX® Interference screw, cannulated, roundhead, Dia. 10.0mm, Len. 30mm

RELATED INSTRUMENTS

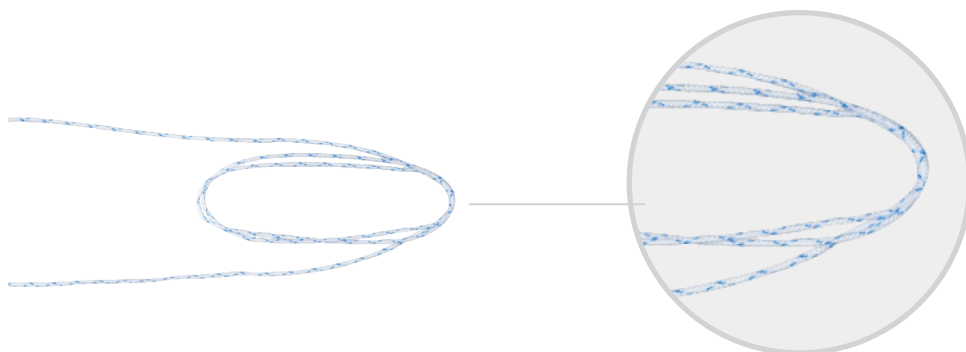
BAK-7120	Guide Wire for SOFTFIX® Interference Screws Dia. 2.0mm; Len. 300mm (SS)
BAK-7063	Screwdriver for SOFTFIX® Titanium Interference Screws Cannulated



BT-FIX

Adjustable Fiber Loop for Attachable Button System

KNEE SPORTS MEDICINE




BT-FIX Adjustable Fiber Loop for Attachable Button System

- The BT-FIX Adjustable Fiber Loop for Attachable Button System is an implant that can be used for cortical fixation with SMARTFIX Tibial base plate over the cortical bone.
- The BT-FIX Adjustable loop can be used for the tibial fixation in all inside ACL-PCL Reconstruction technique.
- The slotted holes of SMARTFIX Tibial base plate can be loaded over the buttonless BT-FIX Adjustable Fiber loop.
- During the procedure, the adjustable loop of the system is passed through the narrow tunnel and the SMARTFIX remains on the cortex which maximizes button to bone contact.
- The system provides the knotless locking mechanism for strong and stiff graft fixation.
- Dimension: Prefix Loop size 90mm

ORDERING INFORMATION

10049 BT-FIX Adjustable Fiber Loop for Attachable Button System

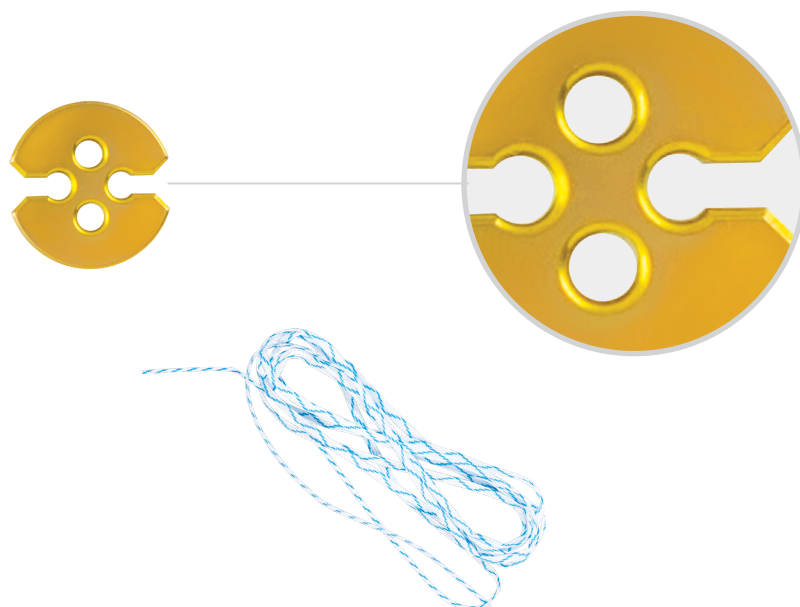


SMARTFIX Tibial Base Plate

- It is the upgraded version of tibial base plate.
- It may be used for tibial fixation of the graft in Cruciate reconstruction technique (All Inside ACL reconstruction technique)
- The two cutting edges of button helps in holding and twisting to further tense the graft. The serration provided on the bottom side helps to lock the button on the tibial cortex.
- It is available in two sizes - Medium and Large. Medium size can be used with the tunnel dia. of 7 and 8mm. Large size can be used with the tunnel dia. of 9, 10 and 11mm.
- Dimensions Medium: 14.0mm x 11.7mm x 3.9mm
- Dimensions Large: 16.0mm x 11.7mm x 3.9mm

ORDERING INFORMATION

BAK-7221S SMARTFIX Tibial Base Plate, Size Medium
BAK-7222S SMARTFIX Tibial Base Plate, Size Large

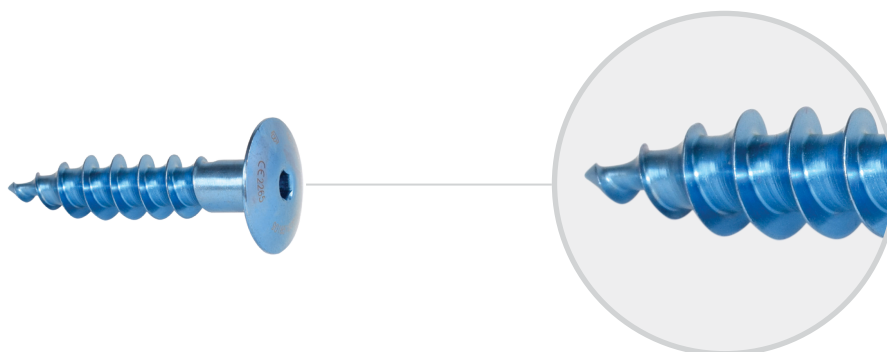


MR-FIX Fixation Button

- Low profile design
- Ideal for All Inside ACL Reconstruction
- Tapered button easily fits on the tibia side
- Cutting edges on the both sides of the button helps easy passing and sliding of the sutures
- Dimension: 10.0mm x 3.3mm

ORDERING INFORMATION

10119	MR-FIX Fixation Button
10290	BioFiber® Fiber Tape, size 1.1 White-Black, Len. 38"
10291	BioFiber® Fiber Tape, size 1.1 Blue-Black, Len. 38"



TIBIAL POST® Fixation Screw

- Used to securely trap attached sutures and bulky suture knots atraumatically under the low-profile head to eliminate soft tissue irritation.
- Available in diameter 6.5mm and length 30mm
- Material-Titanium alloy.

ORDERING INFORMATION

BAK-7011.30S TIBIAL POST® fixation screw, Dia. 6.5mm, Len. 30mm



STAYFIX® Spiked Ligament staple

- The staple fixation system provides a simple means of attaching tissue to bone.
- Low-profile, wide staple base provides better load distribution.
- Spike-post leg design encourages uninterrupted vascular flow to the underlying tissue.
- Sharp leg points for easier penetration into cortical bone.
- Two pronged implant for superior pull out strength.
- Fixation staples are available in two sizes.
- Material-Titanium alloy.


ORDERING INFORMATION

BAK-7013S	STAYFIX® Spiked Ligament staple, Size Small
BAK-7015S	STAYFIX® Spiked Ligament staple, Size Large

RELATED INSTRUMENTS

Used in ACL reconstruction for impaction of spiked ligament staples.

BAK-7064	Impactor for STAYFIX® Spiked Ligament Staple
10122	Impactor (Side Lock) for STAYFIX® Spiked Ligament Staple




PIVOT-FIX™

- Low profile design Ideal for the tunnel in meniscus root repair.
- Flat Button fits on tibia side.
- Open and close holes combination to pass the sutures and slide sutures easily.
- Dimension: 10.0mm x 1.3mm

ORDERING INFORMATION

BAK-7002PF PIVOT-FIX™ Fixation Button



BIOCINCH® Meniscal repair set

- The BIOCINCH® Meniscal repair set has been designed to address meniscal tears in the anterior, middle and posterior zones of the meniscus using an “inside out” approach.
- It comprises of two straight meniscal repair needles preloaded with USP size 2-0 or 0 suture.
- Meniscal repair needles are made of stainless steel, and are ultrathin and strong, yet flexible for easy passage through guide sleeves.
- The suture is made of UHMWPE material provides ultra-high strength.

ORDERING INFORMATION


BAK-7196	BIOCINCH® Meniscal repair set with needles Fiber USP Size 2-0, suture Len. 75cm straight needles-2 units, needle Len. 25cm
BAK-7216	BIOCINCH® Meniscal repair set with needles Fiber USP Size 0, suture Len. 75cm straight needles-2 units, needle Len. 25cm
10068	Biofiber Fiber USP Size 2-0 White, Len. 75cm
10069	Biofiber Fiber USP Size 0 White, Len. 75cm
10206	Biofiber Fiber USP Size 2-0 White-Blue, Len. 75cm
10207	Biofiber Fiber USP Size 0 White-Blue, Len. 75cm



BIOCINCH® AI2

Meniscus Repair - Inside-Out

KNEE
SPORTS MEDICINE




BIOCINCH® AI2 All Inside Technique

- The BIOCINCH® AI2 Meniscal Repair System provides a strong 360° technique for meniscal repair.
- The limitations of the inside-out and outside-in repair techniques, and the need for intra-articular knot tying are eliminated in this system.
- The system gives the surgeon the possibilities of placing horizontal or vertical mattress sutures on the femoral or tibial surfaces of the meniscus, and greatly reducing risk to the posterior neurovascular tissues.

ORDERING INFORMATION

BAK-7142	BIOCINCH® AI2 Meniscal repair set, Fiber USP Size 2-0, Reverse Curved
BAK-7004	BIOCINCH® AI2 Meniscal repair set, Fiber USP Size 2-0, Straight
BAK-7005	BIOCINCH® AI2 Meniscal repair set, Fiber USP Size 2-0, Curved
10471	BIOCINCH® AI2 Meniscal repair set Fiber USP Size 2-0, Flexible.



BIOCINCH® Meniscal repair Instrument set

- The BIOCINCH® Meniscal repair set has been designed to address meniscal tears in the anterior, middle and posterior zones of the meniscus using an “inside out” approach.
- The single lumen and double lumen pre-bent guide sleeves feature easy passage of needles, effective suture placement- vertical & horizontal, and to access easily on different zones of meniscus.
- The Curved Probe measures the width of the meniscus. The angled tip of the Meniscal Rasp is ideally shaped to access inside the meniscal tear for debridement prior to repair.
- Simple to learn and replicate.

ORDERING INFORMATION

1.	BAK-7198	Curved Probe for Meniscus Repair
2.	BAK-7199	Meniscus Rasp
3.	BAK-7204	Meniscus Curette
4.	BAK-7200	Guide Sleeve (Double Lumen) for Meniscus Repair, Straight
5.	BAK-7201	Guide Sleeve (Double Lumen) for Meniscus Repair, Curved, Left
6.	BAK-7202	Guide Sleeve (Double Lumen) for Meniscus Repair, Curved, Right
7.	BAK-7211	Guide Sleeve (Single Lumen) for Meniscus Repair, Straight
8.	BAK-7212	Guide Sleeve (Single Lumen) for Meniscus Repair, Curved, 10°
9.	BAK-7213	Guide Sleeve (Single Lumen) for Meniscus Repair, Curved, 20°
10.	BAK-7214	Guide Sleeve (Single Lumen) for Meniscus Repair, Curved, 30°
11.	BAK-7215	Guide Sleeve (Single Lumen) for Meniscus Repair, Curved, 40°
12.	BAK-7205	Needle Pusher
13.	BAK-7206	Sleeve Bender
14.	10154	Knot Pusher for Meniscus Repair
15.	BAK-7217	Graphic Case for Meniscus Repair Instruments



ONLoc® Drill guide system

A highly precise drill guide available for cruciate reconstruction - The ONLoc® Drill Guide conforms to each patient's anatomy, offering surgeons flexibility, accuracy and control. The ONLoc® Drill Guide is compact, for easier handling and added control. It was designed not only to fit comfortably in the surgeon's hand, but to accommodate the full spectrum of knee anatomy.

The key features of the ONLoc Drill guide are:

- A dovetail arm design.
- An ergonomic guide handle precisely fitted for the surgeon's hand.
- Simple locking mechanism for one-handed operation of the guide.
- Light-weight and compact for added control.
- A bullet for engaging the cortex more consistently and securely.
- A rectangular guide arm cross section that is more rigid than round cross section designs.

ONLoc® Drill Guide System Set Components

ONLoc® Drill Guide: Our most rigid, accurate drill guide, designed for easy, single-handed placement.

ONLoc® ACL Elbow Aimer: For drilling to the laser mark at the aimer's elbow; useful when the ACL stump is not removed from the tibia.

ONLoc® ACL Foot Print Tibial Aimer: For drilling to the tip of the aimer; useful when the ACL stump is completely removed from the tibia.

ONLoc® PCL Tibial Aimer: Rigid design along with calibrated tip results in consistent, accurate guide wire placement; broad face of tip easily passes through notch and provides a means of protecting posterior capsule during guide wire drilling.

ONLoc® ACL-PCL Femoral Aimer: For outside in drilling with medial incision. Rigid design along with calibrated tip results in consistent accurate guide wire placement; hoop tip provides a visual reference for the diameter of the fully reamed tunnel, helping avoid tunnel encroachment on the articular surface.

ONLoc® Angled Bullet: Tip angle matches the engagement angle of the ONLoc® Drill Guide on the tibia for secure placement.

ONLoc® Bullet, 3.5mm ID: It can be used for the All Inside ACL-PCL Reconstructions



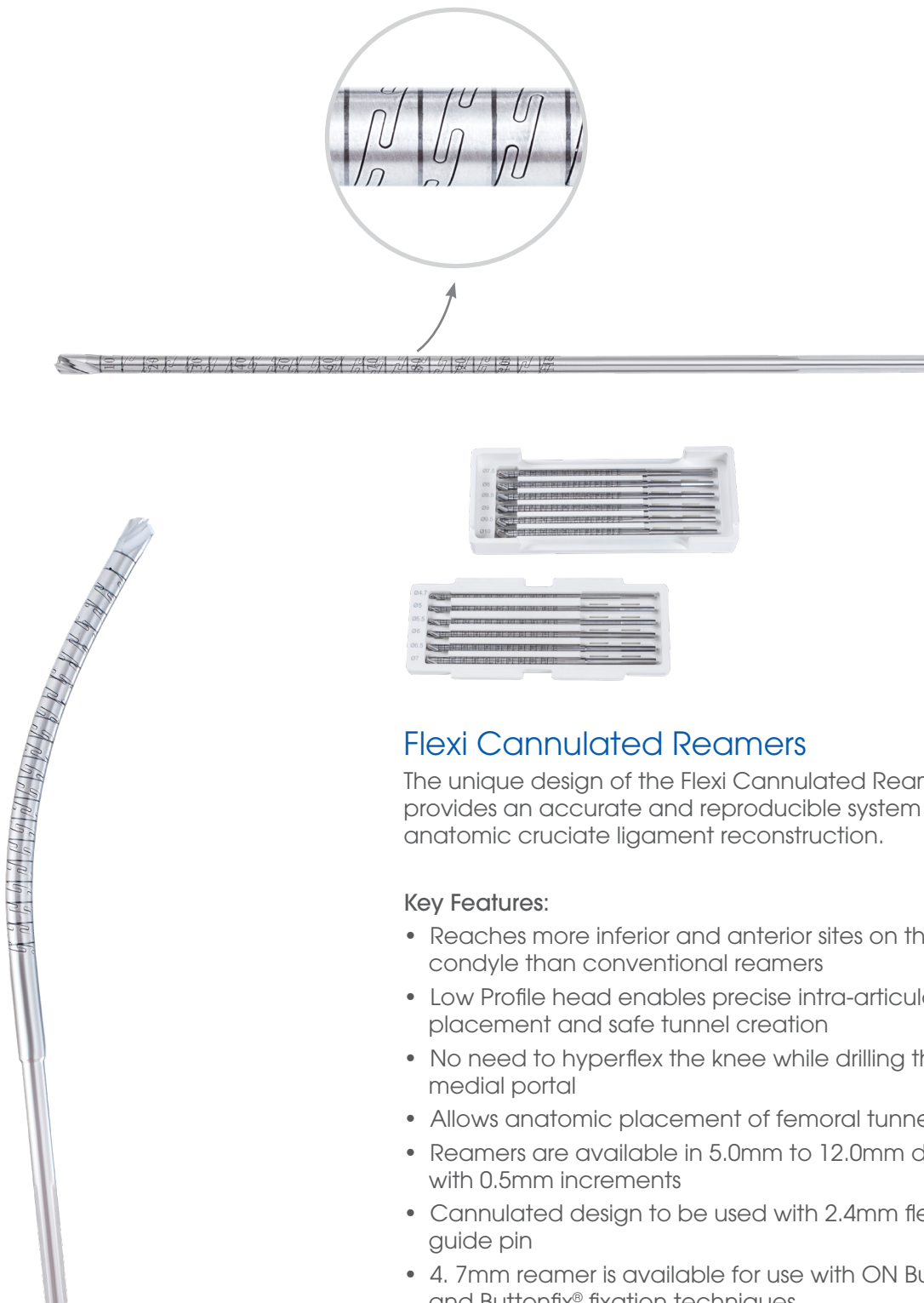
ORDERING INFORMATION

BAK-7035-1	ONLoc® System SET 1 ACL/PCL Reconstruction Drill Guide System Comprises of BAK-7035, BAK-7035(a), BAK-7035(b), BAK-7035(c) & BAK-7035(d)
BAK-7035-3	ONLoc® System SET 3 ACL Reconstruction Drill Guide System Comprises of BAK-7035, BAK-7035(a) & BAK-7035(e)
BAK-7035-4	ONLoc® System SET 4 ACL Reconstruction Drill Guide System Comprises of BAK-7035, BAK-7035(a) & BAK-7035(b)
BAK-7035	ONLoc® Drill Guide
BAK-7035(a)	ONLoc® Angled Bullet, 2.4mm ID
BAK-7035(b)	ONLoc® ACL Foot Print Tibial Aimer
BAK-7035(c)	ONLoc® PCL Tibial Aimer
BAK-7035(d)	ONLoc® ACL/PCL Femoral Aimer
BAK-7035(e)	ONLoc® Meniscus Root Aimer
10056	ONLoc® Bullet, ID-3.5mm

Note: ONLoc® guide systems are available in sets ONLY. Individual components not supplied separately.

Flexi Cannulated Reamers

KNEE
SPORTS MEDICINE



Flexi Cannulated Reamers

The unique design of the Flexi Cannulated Reamers provides an accurate and reproducible system for anatomic cruciate ligament reconstruction.

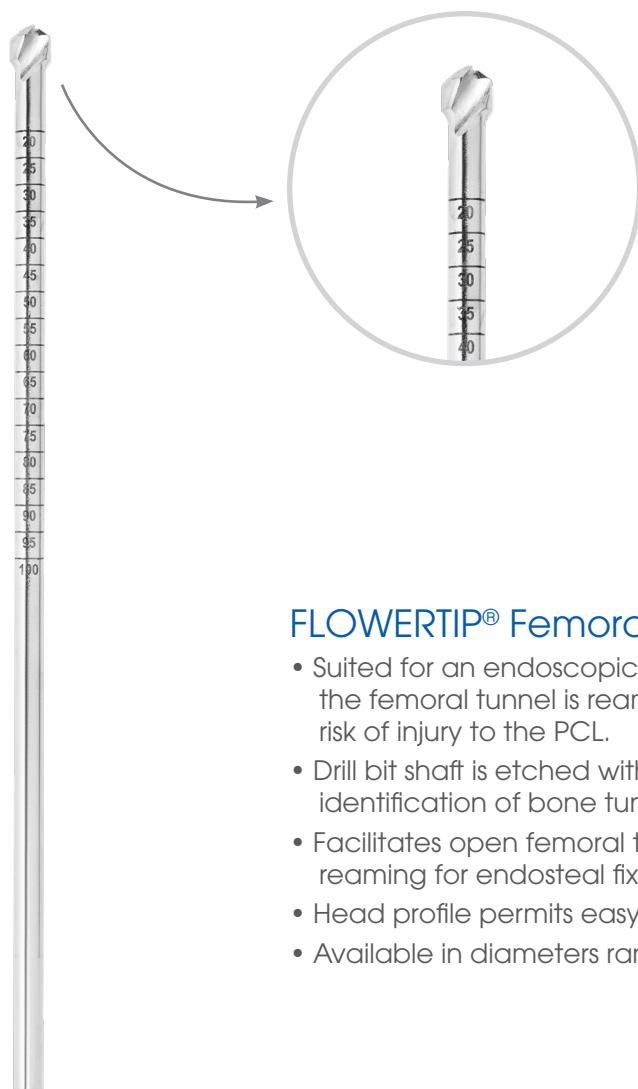
Key Features:

- Reaches more inferior and anterior sites on the lateral condyle than conventional reamers
- Low Profile head enables precise intra-articular placement and safe tunnel creation
- No need to hyperflex the knee while drilling through medial portal
- Allows anatomic placement of femoral tunnel
- Reamers are available in 5.0mm to 12.0mm diameters with 0.5mm increments
- Cannulated design to be used with 2.4mm flexible guide pin
- 4.7mm reamer is available for use with ON Button CL® and Buttonfix® fixation techniques.

ORDERING INFORMATION

10118 Flexi Cannulated Reamer Set (12 pcs), Dia. 4.7mm to 10.0mm

Flexi Cannulated Reamers are supplied in set only and available for Indian market only.



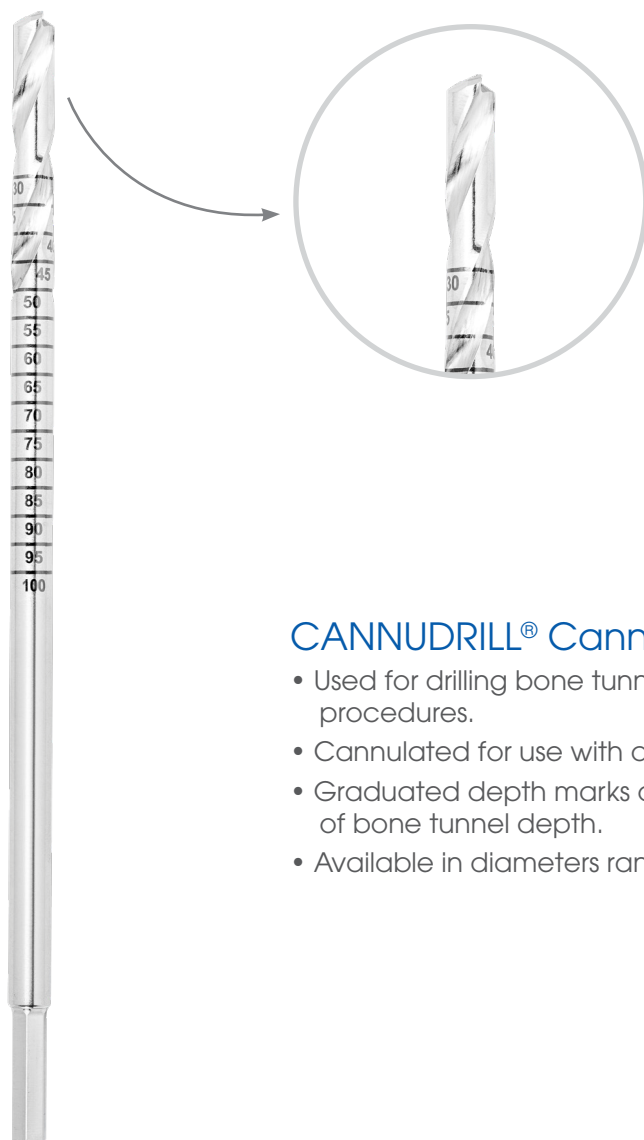
FLOWERTIP® Femoral Reamer, Cannulated

- Suited for an endoscopic cruciate ligament surgeries whereby the femoral tunnel is reamed from inside-out while minimizing the risk of injury to the PCL.
- Drill bit shaft is etched with depth marks on three sides for easy identification of bone tunnel depth.
- Facilitates open femoral tunnel preparation and in-line tunnel reaming for endosteal fixation procedures.
- Head profile permits easy withdrawal from bone tunnels.
- Available in diameters ranging from 6mm to 12mm.

ORDERING INFORMATION

BAK-7045.60	FLOWERTIP® Femoral Reamer, Dia. 6.0mm Cannulated
BAK-7045.65	FLOWERTIP® Femoral Reamer, Dia. 6.5mm Cannulated
BAK-7045.70	FLOWERTIP® Femoral Reamer, Dia. 7.0mm Cannulated
BAK-7045.75	FLOWERTIP® Femoral Reamer, Dia. 7.5mm Cannulated
BAK-7045.80	FLOWERTIP® Femoral Reamer, Dia. 8.0mm Cannulated
BAK-7045.85	FLOWERTIP® Femoral Reamer, Dia. 8.5mm Cannulated
BAK-7045.90	FLOWERTIP® Femoral Reamer, Dia. 9.0mm Cannulated
BAK-7045.95	FLOWERTIP® Femoral Reamer, Dia. 9.5mm Cannulated
BAK-7045.10	FLOWERTIP® Femoral Reamer, Dia. 10.0mm Cannulated
BAK-7045.105	FLOWERTIP® Femoral Reamer, Dia. 10.5mm Cannulated
BAK-7045.11	FLOWERTIP® Femoral Reamer, Dia. 11.0mm Cannulated
BAK-7045.115	FLOWERTIP® Femoral Reamer, Dia. 11.5mm Cannulated
BAK-7045.12	FLOWERTIP® Femoral Reamer, Dia. 12.0mm Cannulated

Note : Available on request



CANNUDRILL® Cannulated Tibial Reamers

- Used for drilling bone tunnels in ACL and PCL reconstruction procedures.
- Cannulated for use with a 2.4mm drill tip guide pin.
- Graduated depth marks on three sides for easy identification of bone tunnel depth.
- Available in diameters ranging from 6mm to 12mm.

ORDERING INFORMATION

BAK-7038.60	CANNUDRILL® Tibial Reamer, Dia. 6.0mm Cannulated
BAK-7038.65	CANNUDRILL® Tibial Reamer, Dia. 6.5mm Cannulated
BAK-7038.70	CANNUDRILL® Tibial Reamer, Dia. 7.0mm Cannulated
BAK-7038.75	CANNUDRILL® Tibial Reamer, Dia. 7.5mm Cannulated
BAK-7038.80	CANNUDRILL® Tibial Reamer, Dia. 8.0mm Cannulated
BAK-7038.85	CANNUDRILL® Tibial Reamer, Dia. 8.5mm Cannulated
BAK-7038.90	CANNUDRILL® Tibial Reamer, Dia. 9.0mm Cannulated
BAK-7038.95	CANNUDRILL® Tibial Reamer, Dia. 9.5mm Cannulated
BAK-7038.10	CANNUDRILL® Tibial Reamer, Dia. 10.0mm Cannulated
BAK-7038.105	CANNUDRILL® Tibial Reamer, Dia. 10.5mm Cannulated
BAK-7038.11	CANNUDRILL® Tibial Reamer, Dia. 11.0mm Cannulated
BAK-7038.115	CANNUDRILL® Tibial Reamer, Dia. 11.5mm Cannulated
BAK-7038.12	CANNUDRILL® Tibial Reamer, Dia. 12.0mm Cannulated


Note : Available on request

AI Reamers

All-inside ACL-PCL Reconstruction

KNEE

SPORTS MEDICINE



AI Reamers All-inside ACL-PCL Reconstruction

- AI Reamers aid in “all-inside” ACL-PCL reconstruction procedures for incomplete tibial and femoral tunnel’s reverse-drilling from inside the joint, preserving cortico-cancellous bone at the end of the blind socket. Non-cannulated AI reamers have in-built self-deploying blade which opens up automatically when it comes in contact with the bone while drilling in the forward direction, thus eliminating the need to manually flip the blade inside the joint.
- AI reamers are available in diameters 6mm to 12mm with 0.5mm increments.
- Guide Sleeve for AI reamer helps in calculating a safe drilling length to avoid anterior cortex violation.

ORDERING INFORMATION

Catalog No.	Product Description	Reamer Dia.	Socket Dia.	Catalog No.	Product Description	Reamer Dia.	Socket Dia.
10244	AI Reamer 4.50X6.0mm	4.5mm	6.0mm	10271	AI Reamer 4.50X6.5mm	4.5mm	6.5mm
10243	AI Reamer 4.50X6.5mm	4.5mm	6.5mm	10270	AI Reamer 4.50X7.0mm	4.5mm	7.0mm
10242	AI Reamer 4.50X7.0mm	4.5mm	7.0mm	10269	AI Reamer 4.50X7.5mm	4.5mm	7.5mm
10241	AI Reamer 4.50X7.5mm	4.5mm	7.5mm	10268	AI Reamer 4.50X8.0mm	4.5mm	8.0mm
10240	AI Reamer 4.50X8.0mm	4.5mm	8.0mm	10267	AI Reamer 4.50X8.5mm	4.5mm	8.5mm
10239	AI Reamer 4.50X8.5mm	4.5mm	8.5mm	10266	AI Reamer 4.50X9.0mm	4.5mm	9.0mm
10238	AI Reamer 4.50X9.0mm	4.5mm	9.0mm	10265	AI Reamer 4.50X9.5mm	4.5mm	9.5mm
10237	AI Reamer 4.50X9.5mm	4.5mm	9.5mm	10264	AI Reamer 4.50X10.0mm	4.5mm	10.0mm
10236	AI Reamer 4.50X10.0mm	4.5mm	10.0mm	10330	AI Reamer 6.0X10.5mm	6.0mm	10.5mm
10382	AI Reamer 6.0X10.5mm	6.0mm	10.5mm	10331	AI Reamer 6.0X11.0mm	6.0mm	11.0mm
10383	AI Reamer 6.0X11.0mm	6.0mm	11.0mm	10332	AI Reamer 6.0X11.5mm	6.0mm	11.5mm
10384	AI Reamer 6.0X11.5mm	6.0mm	11.5mm	10333	AI Reamer 6.0X12.0mm	6.0mm	12.0mm
10385	AI Reamer 6.0X12.0mm	6.0mm	12.0mm	10373	Guide Sleeve for AI Reamer		
10272	AI Reamer 4.50X6.0mm	4.5mm	6.0mm				

Note: Available in Sterile options.



LOCUS Transportal Femoral Aimer

- Used in cruciate ligament reconstruction to create the portal socket in order to place the graft passing pin.
- Available for placing the graft passing pin through transportal or anteromedial portal.
- Available in offset sizes of 5mm, 6mm and 7mm.

ORDERING INFORMATION

BAK-7055.05	LOCUS Transportal Femoral Aimer 5mm
BAK-7055.06	LOCUS Transportal Femoral Aimer 6mm
BAK-7055.07	LOCUS Transportal Femoral Aimer 7mm

SURESHOT

Transtibial Femoral Aimer




SURESHOT Transtibial Femoral Aimer

- Used in ACL reconstruction to create the portal socket in order to place the graft passing pin.
- Available for placing the graft passing pin through transtibial portals.
- Available in offset sizes of 5mm, 6mm and 7mm.

ORDERING INFORMATION

BAK-7054.05	SURESHOT Transtibial Femoral Aimer 5mm
BAK-7054.06	SURESHOT Transtibial Femoral Aimer 6mm
BAK-7054.07	SURESHOT Transtibial Femoral Aimer 7mm



Bone Tunnel Plugs

- Helps to control fluid loss while providing a sealed instrumental portal.
- Made of Polyacetal.
- Available in sizes 7-8mm, 8-9mm and 9-10mm.

ORDERING INFORMATION

BAK-7056.78	Bone Tunnel Plug 7-8 mm
BAK-7056.89	Bone Tunnel Plug 8-9 mm
BAK-7056.910	Bone Tunnel Plug 9-10 mm

Depth Gauge

For ACL/PCL reconstruction



Depth Gauge For ACL/PCL reconstruction

Depth Gauge is used to measure the total tunnel length of the femur in ACL-PCL surgeries.

ORDERING INFORMATION

BAK-7053	Depth Gauge for ACL/PCL reconstruction
----------	--



Arthroscopic Probe

- Ergonomically designed calibrated probe allows the surgeon to accurately quantify pathology.
- Unique handle gives a firm grip and aid in instrument control.
- All straight probes have etched graduations in 5mm increments.
- Probes are limited-reuse and may be disinfected, steam autoclaved or ethylene oxide sterilized.

ORDERING INFORMATION

BAK-7065 Arthroscopic Probe

Tunnel Dilators/ T-handle

for tunnel dilators

KNEE
SPORTS MEDICINE



Tunnel Dilators/T-handle for tunnel dilators

- Used to expand tibial and femoral tunnels while compressing the cancellous bone without drilling.
- Tapered ends allow for easy insertion and removal of the dilators from the femoral or tibial tunnel.
- Full radiused depth marks in 5mm increments.
- T-Handle-ergonomic styling allows for an easy grip and manoeuvrability; built in locking quick connector; allows for easy intraoperative changing, as minimizing the potential for the units to separate during use.
- Available in diameters ranging from 6mm to 10mm.
- Also available in cannulated versions.

ORDERING INFORMATION

BAK-7057.06	Tunnel Dilator 6mm
BAK-7057.07	Tunnel Dilator 7mm
BAK-7057.08	Tunnel Dilator 8mm
BAK-7057.09	Tunnel Dilator 9mm
BAK-7057.10	Tunnel Dilator 10mm
BAK-7086.06	Tunnel Dilator Cannulated, 6mm

BAK-7086.07	Tunnel Dilator Cannulated, 7mm
BAK-7086.08	Tunnel Dilator Cannulated, 8mm
BAK-7086.09	Tunnel Dilator Cannulated, 9mm
BAK-7086.10	Tunnel Dilator Cannulated, 10mm
BAK-7062	T-Handle for Tunnel Dilators



MICROFRACTURE AWLS

- Allow the creation of localized vascular access channels in chondral defects.
- Used for chondral resurfacing.
- Also useful to mark intended drill sites in all ACL/PCL procedures.
- Available in various angles.

ORDERING INFORMATION

BAK-7143	Microfracture Awl, 20°
BAK-7066	Microfracture Awl, 30°
BAK-7067	Microfracture Awl, 45°
BAK-7144	Microfracture Awl, 60°
BAK-7218	Graphic Case for Microfracture Awl Set

Note: Available on request

Straight / Convex / Half-round Rasps

KNEE
SPORTS MEDICINE



Straight / Convex / Half-round Rasps

- Bone shaping devices especially suited for notchplasties.
- Available in various shapes and sizes. (straight / convex / half-round)

ORDERING INFORMATION

BAK-7075	Straight Rasp
BAK-7076	Convex Rasp
BAK-7077	Half-Round Rasp

Tunnel Notcher




Tunnel Notcher

The tunnel notcher removes a pathway of cancellous bone adjacent to the femoral tunnel. This vacant pathway will enhance guide wire placement and facilitate easier screw insertion.

ORDERING INFORMATION

BAK-7126	Tunnel Notcher
----------	----------------





Graft Prep Station

- This fully modular system plays a key role during ACL and PCL reconstructive surgeries to prepare soft tissue and bone-tendon-bone autografts or allografts like patellar tendon, quadriceps tendon, semi-tendinosus and gracilis tendons.
- The system allows the surgeon to interchange the various components to clean, whip-stitch, measure, pre-tension or add a fixation device.
- The tensioner helps in pre-tensioning of the graft for those surgeons who feel it is necessary for satisfactory post-op results.
- The Graft Clamps are designed to act as an extra set of hands and incorporate atraumatic teeth to prevent damage to the graft.

ORDERING INFORMATION

BAK-7069 Graft Prep Station includes Graft Board, Sliding Base, Button Holder with scale, Graft Grasper Clamp-Left & Right and Suture Holder with Tensioner

Graft Sizing Block

- It is used to check diameter of the graft in ACL / PCL Reconstruction surgeries.
- Available in two versions.
- For sizes 6mm to 12mm (6/ 7/ 8/ 9/ 10/ 11/ 12mm) & sizes 6.5mm to 11.5mm (6.5/ 7.5/ 8.5/ 9.5/ 10.5/ 11.5mm).



ORDERING INFORMATION

BAK-7070 Graft Sizing Block for Dia. 6-7-8-9-10-11-12 mm
BAK-7124 Graft Sizing Block for Dia. 6.5-7.5-8.5-9.5-10.5-11.5 mm



SHUTTLE FERRY® Suture Passer Mini

- The SHUTTLE FERRY® suture passer mini for the knee is designed specifically for Meniscus Repair procedures. It provides one handed operation allowing the passage of sutures through the meniscus thus simplifying the suture passing and retrieval through the tight areas in the knee. It's designed to pass BioFiber® from USP size 2 upto 2-0 and mini tape upto size 1.1mm depending on the surgeon's preference.

ORDERING INFORMATION

10212	SHUTTLE FERRY® Suture Passer Mini for Knee
10213	Needle for SHUTTLE FERRY® Suture Passer Mini (Nitinol)

Tendon Strippers, Closed / Open

KNEE
SPORTS MEDICINE



Tendon Strippers, Closed / Open

- For safe retrieval of semitendinosus and gracilis tendons for ACL and PCL reconstruction procedures.
- Allows for full thickness tendons to be harvested without damage to surrounding soft tissue.
- Closed design allows full, 360° enclosure for the tendon.
- Allows the hamstring tendons to be harvested proximally without detaching them from the tibia.
- The diameter of the stripper is large enough to accommodate the broadest semitendinosus tendon and the tip is sufficiently dull to prevent premature amputation of the graft.
- Available in closed and open versions.
- Available in sizes 6mm, 7mm and 8mm.

ORDERING INFORMATION

BAK-7071.06 Tendon Stripper, Closed End, Dia: 6mm
BAK-7071.07 Tendon Stripper, Closed End, Dia: 7mm
BAK-7071.08 Tendon Stripper, Closed End, Dia: 8mm
BAK-7073.06 Tendon Stripper, Open End, Dia: 6mm
BAK-7073.07 Tendon Stripper, Open End, Dia: 7mm
BAK-7073.08 Tendon Stripper, Open End, Dia: 8mm



PCL Elevator

- Sharp elevator tip elevates the PCL and periosteum from the bone when used in the fore/aft plane.
- Blunt elevator sides open the posterior compartment when used in a rotational motion.
- Wire capture hole secures the wire while reaming the tibial tunnel, protecting the neurovascular structures from the drill trip as it exists the posterior cortex.

ORDERING INFORMATION

BAK-7083 PCL Elevator

PCL Rasp

PCL Rasp

A bone shaping device especially suited for notchplasty in PCL reconstruction.



ORDERING INFORMATION

BAK-7160 PCL Rasp

PCL Curette



PCL Curette


Designed specifically to facilitate the removal of soft tissue and bone during PCL Reconstruction.

ORDERING INFORMATION

BAK-7184 PCL Curette

ACL-PCL Reconstruction Instrument Set

KNEE
SPORTS MEDICINE



ORDERING INFORMATION

1. BAK-7035-1 ONLoc® System SET 1
OR
BAK-7035-2 ACL/PCL Reconstruction Drill Guide System
BAK-7035(b) Comprises of BAK-7035 ONLoc® Drill Guide, BAK-7035(a) ONLoc® Angled Bullet, 2.4mm ID, ONLoc® ACL Elbow Aimer, BAK-7035(c) ONLoc® PCL Tibial Aimer & BAK-7035(d) ONLoc® PCL
2. BAK-7036 Drill bit passing pin, dia.2.4mm
3. BAK-7037 Graft passing pin (Beath pin), Drill-tip
4. BAK-7038.70 CANNUDRILL Tibial Reamer, Dia. 7.0mm Cannulated
5. BAK-7038.80 CANNUDRILL Tibial Reamer, Dia. 8.0mm Cannulated
6. BAK-7038.90 CANNUDRILL Tibial Reamer, Dia. 9.0mm Cannulated
7. BAK-7038.10 CANNUDRILL Tibial Reamer, Dia. 10.0mm Cannulated
8. BAK-7045.60 FLOWERTIP Cannulated Femoral Reamer, Dia. 6.0mm
9. BAK-7045.70 FLOWERTIP Cannulated Femoral Reamer, Dia.7.0mm
10. BAK-7045.80 FLOWERTIP Cannulated Femoral Reamer, Dia.8.0mm
11. BAK-7045.90 FLOWERTIP Cannulated Femoral Reamer, Dia.9.0mm
12. BAK-7045.10 FLOWERTIP Cannulated Femoral Reamer, Dia.10.0mm
13. BAK-7056.910 Tunnel Plug, 9-10 mm
14. BAK-7118 Endoscopic Reamer for Onbutton CL, cannulated, Dia.4.7mm
15. BAK-7063 Screwdriver for SOFTFIX® Interference Screws Cannulated (for Titanium Screws)
OR
BAK-7161 Screwdriver for SOFTFIX®-PK PEEK Interference Screws Cannulated (For PEEK Screws)
16. BAK-7053 Depth Gauge for ACL/PCL reconstruction
17. BAK-7055.07 LOCUS Transportal Femoral Aimer ,7mm
18. BAK-7065 Arthroscopic Probe
19. BAK-7069 Graft Prep Station includes Graft Board , Sliding Base, Button Holder with scale, Graft Grasper Clamp-Left & Right and Suture Holder with Tensioner
20. BAK-7066 Microfracture Awl, 30°
21. BAK-7183 Guide Wire for SOFTFIX® Interference Screws Dia. 2.0mm; Len. 300mm (Nitinol)
OR
BAK-7180 Guide wire for SOFTFIX®-PK screws, Interference D-1.2mm, L-300mm, Nitinol
22. BAK-7070 Graft Sizing Block (6-7-8-9-10-11-12 size dia)
23. BAK-7071.07 Tendon Stripper, Closed end 7mm
24. BAK-7073.06 Tendon Stripper, Open end 6mm
25. BAK-7075 Rasp Convex
26. BAK-7095 Notchplasty curette
27. BAK-7083 Femoral PCL Elevator
28. BAK-7160 PCL Rasp
29. BAK-7145 Graphic Case for Knee Arthroscopy Instruments for ACL-PCL
30. BAK-7054.05 SURESHOT Transtibial Femoral Aimer, 7mm
31. BAK-7064 Impactor for STAYFIX® Spiked Ligament Staple
32. BAK-7057.06 Tunnel Dilator 6mm
BAK-7057.07 Tunnel Dilator 7mm
BAK-7057.08 Tunnel Dilator 8mm
BAK-7057.09 Tunnel Dilator 9mm
BAK-7057.10 Tunnel Dilator 10mm
33. BAK-7062 T-Handle for Tunnel Dilators
34. BAK-7126 Tunnel Notcher
35. BAK-7063 Screwdriver for SOFTFIX® Titanium Interference Screws, Cannulated
36. BAK-7055.07 LOCUS Transportal Femoral Aimer
37. BAK-7075 Straight Rasp
38. BAK-7077 Half-Round Rasp
39. BAK-7203 Spade- Tip Graft Passing Pin, (Beath Pin)





BIOTEK - CHETAN MEDITECH PVT. LTD.

MD-04, Sanand GIDC-II,
Ahmedabad, Gujarat-382110. India.

Email: contact@biotekortho.com

Follow us on:   



DISTRIBUTED BY